

***/ɪ/* vs. */ɪ/*: Minimal Pair Challenges,  
Vocabulary, and Communication**

Stephen Bridge

***Tokyo International University***

JALT Materials Writers SIG

***Ad for a Karaoke bar:***

***“Come on! Everybody sing  
and crap your hands!”***

*One of my famous silly  
wrong Japanese examples:*


*“I wanna eat some ‘Meibo’!”*

*めいぼ = a nasty eye disease*

*めぼ = a delicious snack!*

# Pronouncing /l/ vs. /ɫ/:

**/l/ vs. /ɫ/:** Conscious *Muscle Training*:  
✓ Brain-to-Tongue Connection!



***Pronouncing /l/ vs. /ɫ/:***  
***Where is your tongue?***

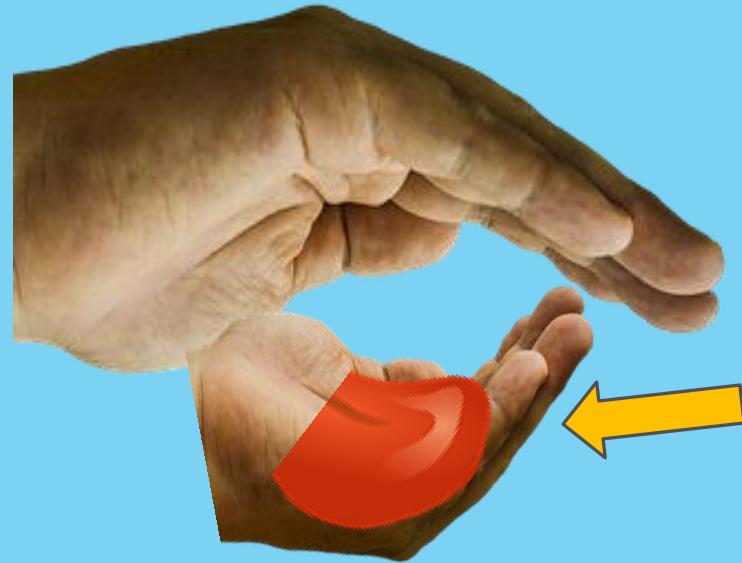
# Pronouncing /l/ vs. /ɹ/:

Where *should* your tongue be?



/l/

tip of tongue forward,  
*pressing up against ridge*  
behind upper teeth



/ɹ/

tongue back in center of mouth;  
*tip pulled back, not touching!*

# Pronouncing /l/ vs. /ɹ/:

Why the hands?

To remind your *brain*

**/l/** where your *tongue* goes! **/ɹ/**



***Clap!***



***Don't clap!***

# Pronouncing /l/ vs. /ɹ/:


Let's Practice!

**/l/**



**Clap!**

**/ɹ/**



**Don't clap!**

**your strong hand  
= your tongue!**

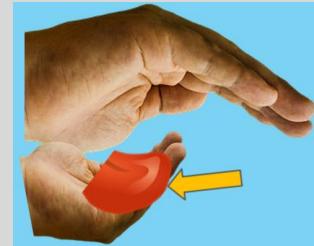
# /l/ vs. /ɹ/ Practice: Word Pairs

Listen to and say these *word pairs*. Correct tongue position: *beginning*


/l/



/ɹ/



1a. lap



1b. wrap





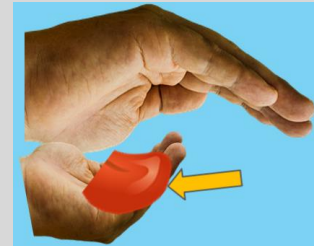
# // vs. /r/ Practice: Word Pairs

Listen to and say these *word pairs*. Correct tongue position: *beginning*

//




/r/



2a. lace



2b. race



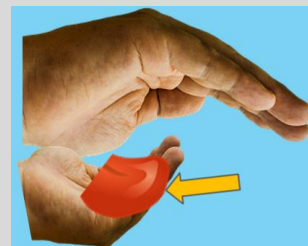
# // vs. /ɹ/ Practice: Word Pairs

Now try these pairs; correct // and /ɹ/ tongue positions *in the middle*

//



/ɹ/



3a. pilot



3b. pirate



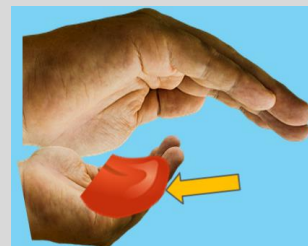
# // vs. /ɹ/ Practice: Word Pairs

Now try these pairs; correct // and /ɹ/ tongue positions *in the middle*

//



/ɹ/



4a. belly



4b. berry




# // vs. /ɹ/ Practice: Word Pairs

Finally, try these pairs; correct // and /ɹ/ tongue positions *at the end!*

//




/ɹ/



5a. pail




5b. pear



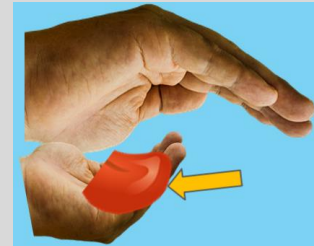
# // vs. /ɹ/ Practice: Word Pairs

Finally, try these pairs; correct // and /ɹ/ tongue positions *at the end!*


//



/ɹ/



6a. file



4b. fire



# **/l/ vs. /ɹ/ Sentence Challenge, Part 1: Listening**

- For each number, I'll read one of two sentences (A or B).
- As you listen, circle **A** for /l/ or **B** for /ɹ/.

Example:

1A. "Does he have the **l**ight to do that?"

1B. "Does he have the **r**ight to do that?"

If you hear, "**Does he have the light to do that?**"  
next to #1, circle **A**.

- After I read all six, we'll compare; if they match, fantastic!  
You're hearing the /l/ and /ɹ/ sounds correctly!

# // vs. /ɹ/ Sentence Challenge: Listening

1A. On the third **lap**, my leg got tight.



痛!

1B. On the third **wrap**, my leg got tight.




# // vs. /u/ Sentence Challenge: Listening

2A. Where's the **l**ace?



2B. Where's the **r**ace?





# // vs. /ɹ/ Sentence Challenge: Listening

3A. Your grandma's a pi<sup>l</sup>ot?



3B. Your grandma's a pi<sup>r</sup>ate?



# // vs. /ɪ/ Sentence Challenge: Listening

4A. What a huge belly!



4B. What a huge berry!



# // vs. /ɪ/ Sentence Challenge: Listening

5A. Would you get me a pai**l**?




5B. Would you get me a pear**r**?



# // vs. /ɪ/ Sentence Challenge: Listening

6A. Your documents are in the *file*!



6B. Your documents are in the *fire*!



# // vs. /ɹ/ Sentence Challenge: Listening

## ANSWERS:

1. A ...// (On the third **l**ap, my leg got tight.)
2. B .../ɹ/ (Where's the **r**ace?)
3. B .../ɹ/ (Your grandma's a **p**irate?)
4. A ...// (What a huge **belly**!)
5. B .../ɹ/ (Would you get me a **pear**?)
6. A ...// (Your documents are in the **file**!)

How'd you do?

## **// vs. /ɹ/ Challenge, Part 2: Pronunciation**

- On the sheet, next to ***your three numbers*** (1,3,5 or 2,4,6), circle either "A" or "B."
- Include both: at least 1 *A* and one *B*.
- You'll see the same picture pairs—except this time ***without*** the text. Can you remember the sentences?

- Take turns, saying the sentences that go with the pictures by the letters you circled.
- When your partner speaks, circle the letter for the sound you hear (A for /l/; B for /j/, and ***write the sentence on the line.***
- Everyone ready?

# // vs. /ɹ/ Sentence Challenge: Speaking

1A.



1B.






# // vs. /u/ Sentence Challenge: Speaking

2A.



2B.



# // vs. /ɹ/ Sentence Challenge: Speaking

3A.



3B.



# // vs. /ɹ/ Sentence Challenge: Speaking

4A.



4B.




# // vs. /ɪ/ Sentence Challenge: Speaking

5A.




5B.



# // vs. /ɪ/ Sentence Challenge: Speaking

6A.



6B.



## **// vs. /ɹ/ Sentence Challenge: Check!**

- Check the answers, and repeat sentences if needed.
- If they match, well done! You're ***pronouncing*** and ***hearing*** the // and /ɹ/ sounds correctly!
- Next: communication...

# // vs. /ɹ/: Communication Practice #1

## ❖ Which berries do you like the best?

blueberries

blackberries (the dark purple ones)

cranberries

raspberries (the red ones)

lingonberries

elderberries

strawberries

## ❖ What do you make with \_\_\_\_\_berries?

(pies, cakes, pancakes, jelly, wine, etc.)

## ❖ What do you put \_\_\_\_\_berries on (or in)?

(cereal, yogurt, fruit salad, smoothies, etc.)

## ❖ Do you have a delicious recipe you can share?

## Other teaching ideas for the pairs/vocab:

- Introduce other meanings (lap / rap, lace / race, etc.)
- Picture / text match with vocabulary
- Ask about the pictures:  
Besides Buddha, who else has a big belly?  
(Santa Claus...sumo wrestlers...English teachers?)
- Story-building:  
S1: On a desert island, I met a \_\_\_\_\_. (pilot / pirate),  
and he said,...  
S2:...("My plane crashed here." / "Don't raid my loot!")



Here's one for the road...  
What are they?

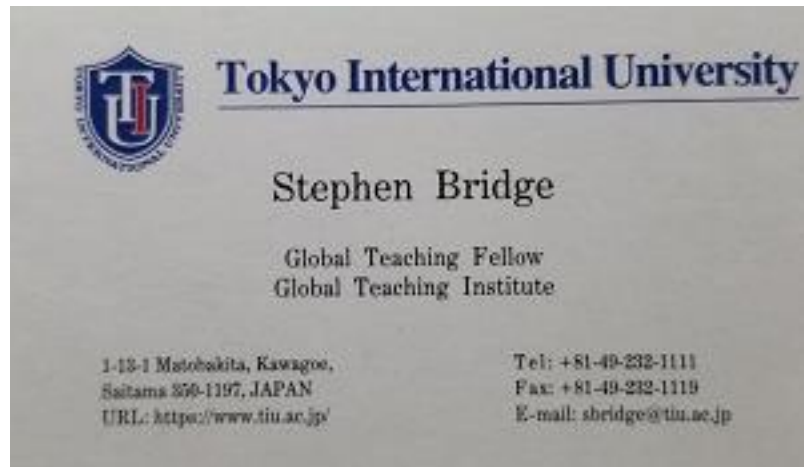


**blueberries!**



**brew bellies!**

Thank you so much for attending!  
Happy teaching!



Feel free to email me at  
[sbridge@tiu.ac.jp](mailto:sbridge@tiu.ac.jp)